

PENNINGTON  
**Aquagarden**  
beautifully simple water gardening®

no dig  
nature pool

STEP-BY-STEP SET UP GUIDE

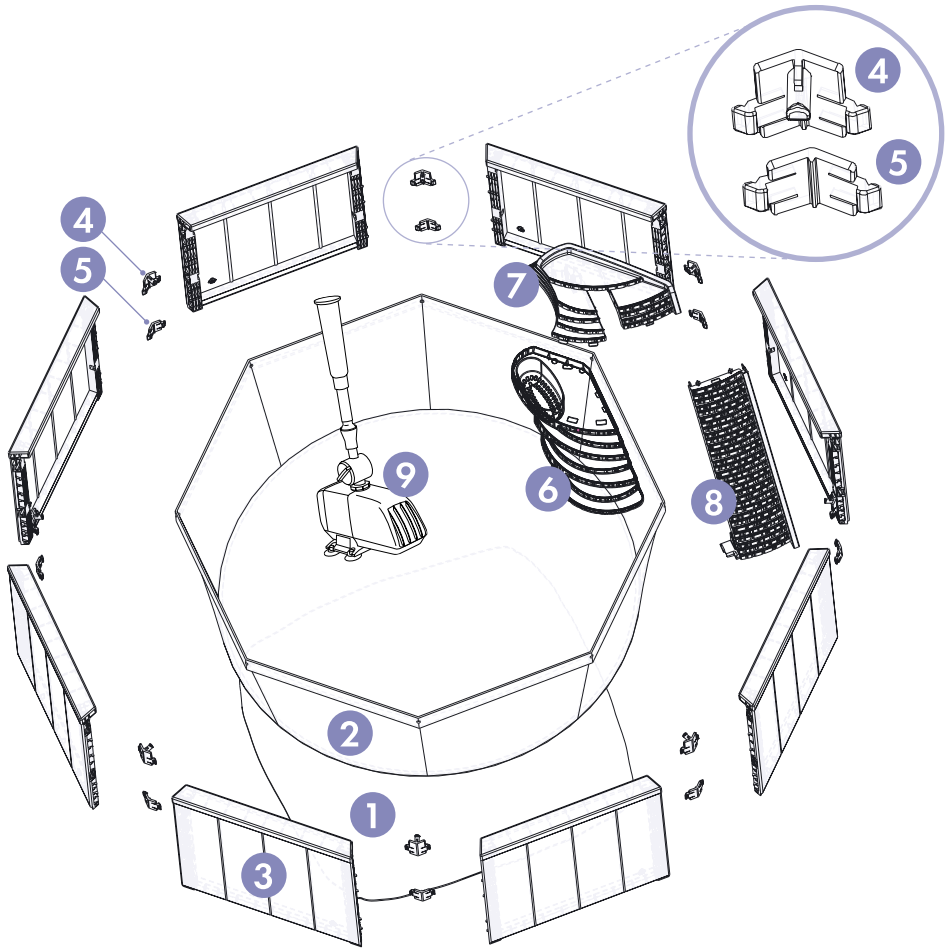


HOW TO  
BUILD YOUR  
NATURE POOL  
(SEE WEBSITE)

**IMPORTANT: PLEASE ATTACH PROOF OF PURCHASE TO THIS MANUAL AND FILE IN A SAFE PLACE.**

Please visit [www.PenningtonAquagarden.com](http://www.PenningtonAquagarden.com) for helpful hints, tips, how-to videos and spares.  **PenningtonAquagarden**

# PARTS AND SPARES LIST



Part No.	Part Description	Quantity	Spare description	Spare code
1	Liner underlay	1	Liner and liner underlay	8949
2	Liner	1		
3	Resin panel	8	Single resin panel	8950
4	Liner hook & panel clip	8	Liner and panel clips set of 16	8951
5	Panel clip	8		
6	Beach and plant pocket	1	Beach plinth & ladder set	8952
7	Beach & ladder plinth	1		
8	Ladder	1		
9	180 pond fountain pump	1	See pump instructions	NA

# STEP-BY-STEP INSTALLATION GUIDE


**Step 1:** Place on a firm and level base.

Parts: 1

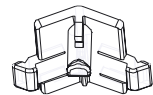


**Step 2:**

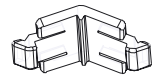
Parts: 3, 4 & 5



Top Clips



Bottom Clips



## STEP-BY-STEP INSTALLATION GUIDE

### Step 3:

Parts: 3, 4 & 5.



### Step 4:

Parts: 1, 3, 4 & 5.





## STEP-BY-STEP INSTALLATION GUIDE

**Step 5:** Place the liner in the pool. Place the pump in the centre of the pool on top of the liner. Feed the power cable under the pool so it will not be visible once the pool is filled.

**Parts:** 2 & 9.



**Step 6:**  
**Parts:** 2 & 4.

**Important:** Ensure the pump cable is already fed out and under the pool (see Step 5).



Insert the liner horizontally, then push the liner eyelet down over the clip liner hook.

## STEP-BY-STEP INSTALLATION GUIDE

### Step 7:

Parts: 6 & 7.



### Step 8:

Parts: 7 & 8.




## STEP-BY-STEP INSTALLATION GUIDE

### Step 9:

Parts: 6, 7, & 8.



### Step 10: Fill liner with water to max fill level (hook eyelets)





Water fountain, bird bathing beach and wildlife ladder

Enjoy the sight and sound of moving water

Attract birds and wildlife to your garden



## Guarantee

This product is guaranteed against defects in material and workmanship for 2 years from the date of purchase, under normal usage.

The guarantee DOES NOT APPLY in case of improper use, negligence, lack of maintenance or accidental damage to the Nature Pool. If the Nature Pool fails due to a manufacturing fault within this period it will be either repaired or replaced free of charge. Liability is limited to replacement of the faulty product only; no other costs will be reimbursed.

This guarantee is not transferable and does not affect your statutory rights. This guarantee does not confer any rights other than those expressly set out above. Excludes consumable parts (pump impellor and pre-filter foams). If any parts are needed, spares are available from your retailer. Please see the natural pool 'parts and spares list' and '180 pond fountain pump' instructions for more information and part descriptions and spares codes.

## Environment Friendly Disposal

You can help protect the environment! Please remember to respect the local regulations and hand in any non-working electrical equipment to an appropriate waste disposal centre.



HOW TO  
BUILD YOUR  
NATURE POOL  
(SEE WEBSITE)

Please visit [www.PenningtonAquagarden.com](http://www.PenningtonAquagarden.com) for helpful hints, tips, how-to videos and spares.

 [PenningtonAquagarden](https://www.youtube.com/PenningtonAquagarden)



Fully Recyclable  
Polypropylene



Intertek  
3130158  
PUMP  
Made in China

## Consumer advice contact information

Pennington, 1280 Atlanta Hwy.,  
Madison, GA 30650

Tel: 1-800-285-7333

[www.PenningtonAquagarden.com](http://www.PenningtonAquagarden.com)

Leaflet code 26.10.2023



PENNINGTON  
**Aquagarden**  
beautifully simple water gardening

PATENT PENDING. DESIGN PATENT.

Aquagarden products, by Pennington, have been exclusively designed in partnership with Interpet UK, a leading British water gardening company.

Pennington Aquagarden Beautifully Simple Water Gardening with design are registered trademarks of Pennington Seed, Inc.